

ALPHA

Pendant control station



Pendant control station for auxiliary control with an innovative and modern design, where all the graphic elements refer to specific technical functions. Resulting from a thorough analysis of the ergonomic features combined with the research of a graphic style suitable for a modern industrial environment, Alpha is easy to handle through its size and shape.

FEATURES

- Reduced installation and wiring time and costs: the switches feature terminals facing the cable clamp of the control station and screws on the opposite site to facilitate wiring.
- The control station has an angle of inclination giving the operator the best view of all the control elements and enabling a natural, comfortable working position.
- The emergency stop mushroom pushbutton complies with standard EN 418.
- Mechanical life of switches: 1 million operations.
- IP protection degree: Alpha is classified IP65.
- Extreme temperature resistance: -25°C to +70°C.
- All materials and components used are wear resistant and guarantee protection of the unit against water and dust.

OPTIONS

- Available in configurations from 2 to 13 actuators arranged on a double row.
- Single or double switches with NO or NC contacts featuring one or two speeds.
- Wide range of actuators: pushbuttons, selector switches and key-selector switches in various operation configurations, pilot lights, latched mushrooms pushbuttons with rotation release or key-operated.
- Available with label (symbols and lettering) to be stuck next to the actuators.

CERTIFICATIONS

- CE marking and EAC certifications.

Fill in the "request form" for accurate product configuration.



CERTIFICATIONS

Conformity to Community Directives	2014/35/UE Low Voltage Directive
	2006/42/CE Machinery Directive
Conformity to CE Standards	EN 60204-1 Safety of machinery - Electrical equipment of machines
	EN 60947-1 Low-voltage switchgear and controlgear
	EN 60947-5-1 Low-voltage switchgear and controlgear - Control circuit devices and switching elements - Electromechanical control circuit devices
	EN 60529 Degrees of protection provided by enclosures
Markings and homologations	EN 418 Safety of machinery - Emergency stop equipment, functional
	CE EAC

GENERAL TECHNICAL SPECIFICATIONS

Ambient temperature	Storage -40°C/+70°C
	Operational -25°C/+70°C
IP protection degree	IP 65
Insulation category	Class II
Cable entry	Rubber cable sleeve (Ø 14÷26 mm)
Operating positions	Any position

TECHNICAL SPECIFICATIONS OF THE SWITCHES

Code	PRSL1000PI	PRSL1001PI
Utilisation category	AC 15	
Rated operational current	3 A	
Rated operational voltage	250 Vac	
Rated thermal current	10 A	
Rated insulation voltage	500 Vac	
Mechanical life	1x10 ⁶ operations	
Connections	Screw-type terminals	
Wires	1x2.5 mm ² , 2x1.5 mm ² (UL - (c)UL: use 60°C or 75°C copper (CU) conductor and wire 16-18 AWG)	
Tightening torque	0.6 Nm	
Microswitch type	Double break, slow action	Double break, slow action
Contacts	1NO	1NC
Scheme		
Markings and homologations	CE cULus EAC	

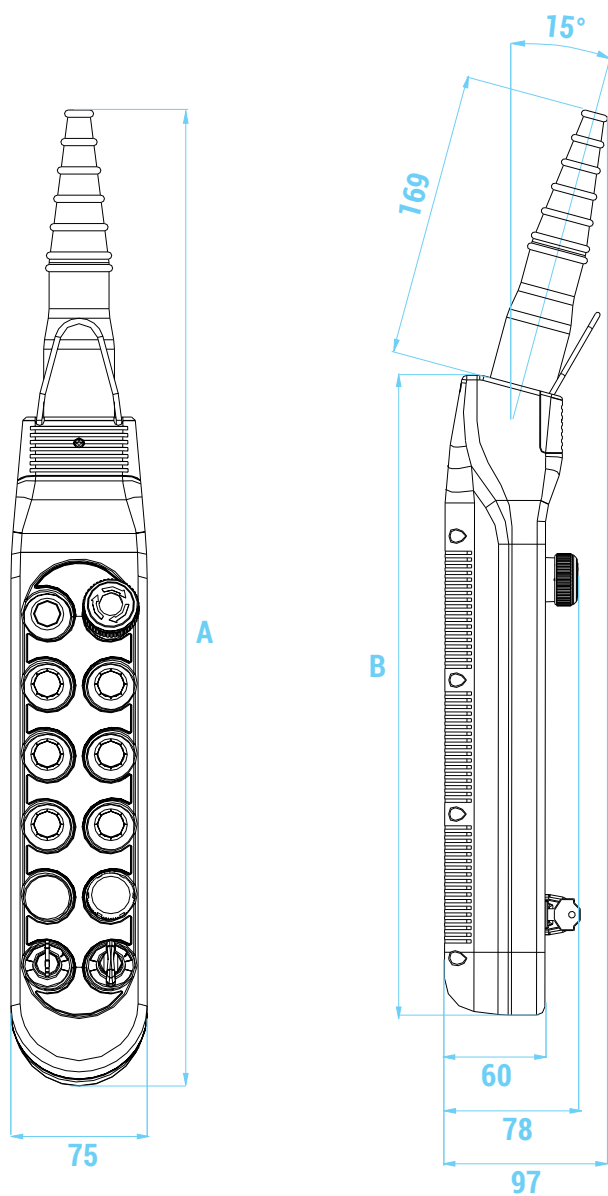
Code	PRSL1002PI	PRSL1003PI
Utilisation category	AC 15	
Rated operational current	3 A	
Rated operational voltage	250 Vac	
Rated thermal current	10 A	
Rated insulation voltage	500 Vac	
Mechanical life	1x10 ⁶ operations	
Connections	Screw-type terminals	
Wires	1x2.5 mm ² , 2x1.5 mm ² (UL - (c)UL: use 60°C or 75°C copper (CU) conductor and wire 16-18 AWG)	
Tightening torque	0.6 Nm	
Microswitch type	Double switch, 1 speed	Double switch, 2 speeds
Contacts	2NO+common	3NO+common
Scheme		
Markings and homologations	CE cULus EAC	

TECHNICAL SPECIFICATIONS OF THE LAMP HOLDERS

Code	PRSL1004PI
Maximum voltage	125 V
Maximum power	2.6 W
Lamp type (not supplied)	T5.5K 22 mm
Connections	Screw-type terminals
Wires	1x2.5 mm ² , 2x1.5 mm ²
Tightening torque	0.6 Nm
Markings and homologations	CE

OVERALL DIMENSIONS (mm)

2



No. of actuators	Dimensions (mm)	
	A	B
2 - 3 - 4 - 5	382	222
6 - 7 - 8 - 9	462	302
10 - 11 - 12 - 13	542	382

STANDARD CONTROL STATIONS

Standard control stations are equipped with cable sleeve, hook and electrical interlock between opposite function pushbuttons.

2 actuators

PF38020005			
Switch scheme	Switch type	Actuator type	
	N.1 PRSL1002PI 2NO+common 1 speed	Pushbutton 	Pushbutton
-	-	Blanking plug	Blanking plug

PF38020002			
Switch scheme	Switch type	Actuator type	
	N.1 PRSL1003PI 3NO+comune 2 speeds	Pushbutton 	Pushbutton
-	-	Blanking plug	Blanking plug

3 actuators

PF38030001			
Switch scheme	Switch type	Actuator type	
	N.1 PRSL1001PI 1NC	Latched mushroom pushbutton	
	N.1 PRSL1002PI 2NO + common 1 speed	Pushbutton 	Pushbutton
-	-	Blanking plug	Blanking plug

PF38030002			
Switch scheme	Switch type	Actuator type	
	N.1 PRSL1001PI 1NC	Latched mushroom pushbutton	
	N.1 PRSL1003PI 3NO+common 2 speeds	Pushbutton 	Pushbutton
-	-	Blanking plug	Blanking plug

4 actuators

PF38040002			
Switch scheme	Switch type	Actuator type	
	N.1 PRSL1000PI 1NO	Pushbutton 	Latched mushroom pushbutton
	N.1 PRSL1001PI 1NC	Latched mushroom pushbutton	
	N.1 PRSL1002PI 2NO + common 1 speed	Pushbutton 	Pushbutton
-	-	Blanking plug	Blanking plug

PF38040003			
Switch scheme	Switch type	Actuator type	
	N.1 PRSL1000PI 1NO	Pushbutton 	Latched mushroom pushbutton
	N.1 PRSL1001PI 1NC	Latched mushroom pushbutton	
	N.1 PRSL1002PI 2NO + common 1 speed	Pushbutton 	Pushbutton
	N.1 PRSL1003PI 3NO+common 2 speeds	Pushbutton 	Pushbutton
-	-	Blanking plug	Blanking plug

PF38040004			
Switch scheme	Switch type	Actuator type	
	N.1 PRSL1002PI 2NO+common 1 speed	Pushbutton 	Pushbutton
	N.1 PRSL1002PI 2NO+common 1 speed	Pushbutton 	Pushbutton

PF38040006			
Switch scheme	Switch type	Actuator type	
	N.1 PRSL1003PI 3NO+common 2 speeds	Pushbutton 	Pushbutton
	N.1 PRSL1002PI 2NO+common 1 speed	Pushbutton 	Pushbutton

PF38040012					
Switch scheme	Switch type		Actuator type		
	N.2 PRSL1000PI 1NO	N.1 PRSL1001PI 1NC	Pushbutton 	Latched mushroom pushbutton	
	PRSL1003PI 3NO+common 2 speeds		Pushbutton 	Pushbutton 	

PF38040016					
Switch scheme	Switch type		Actuator type		
	N.2 PRSL1000PI 1NO	N.1 PRSL1001PI 1NC	Pushbutton 	Latched mushroom pushbutton	
	N.1 PRSL1002PI 2NO + common 1 speed		Pushbutton 	Pushbutton 	

5 actuators

PF38050003			
Switch scheme	Switch type	Actuator type	
	N.1 PRSL1001PI 1NC	Latched mushroom pushbutton	
	N.1 PRSL1002PI 2NO + common 1 speed	Pushbutton 	Pushbutton
	N.1 PRSL1002PI 2NO+common 1 speed	Pushbutton 	Pushbutton



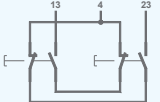


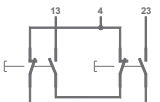


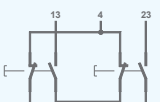


PF38050004			
Switch scheme	Switch type	Actuator type	
	N.1 PRSL1001PI 1NC	Latched mushroom pushbutton	
	N.1 PRSL1003PI 3NO+common 2 speeds	Pushbutton 	Pushbutton
	N.1 PRSL1002PI 2NO+common 1 speed	Pushbutton 	Pushbutton



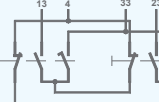


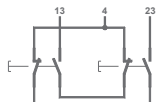


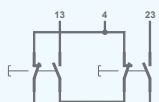


6 actuators

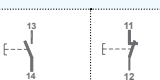

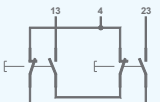


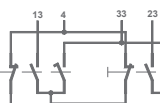


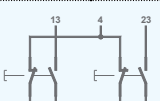


PF38060001				
Switch scheme	Switch type	Actuator type		
	N.2 PRSL1000PI 1NO	N.1 PRSL1001PI 1NC	Pushbutton 	Latched mushroom pushbutton
	N.1 PRSL1002PI 2NO + common 1 speed		Pushbutton 	Pushbutton
	N.1 PRSL1002PI 2NO+common 1 speed		Pushbutton 	Pushbutton
-	-	Blanking plug	Blanking plug	



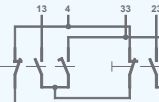


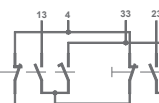


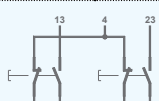


PF38060002				
Switch scheme	Switch type	Actuator type		
	N.2 PRSL1000PI 1NO	N.1 PRSL1001PI 1NC	Pushbutton 	Latched mushroom pushbutton
	N.1 PRSL1003PI 3NO+common 2 speeds		Pushbutton 	Pushbutton
	N.1 PRSL1003PI 3NO+common 2 speeds		Pushbutton 	Pushbutton
-	-	Blanking plug	Blanking plug	

8 actuators

PF38080001					
Switch scheme	Switch type	Actuator type			
	N.2 PRSL1000PI 1NO	N.1 PRSL1001PI 1NC	Pushbutton 	Latched mushroom pushbutton	
	N.1 PRSL1002PI 2NO + common 1 speed		Pushbutton 	Pushbutton 	
	N.1 PRSL1002PI 2NO+common 1 speed		Pushbutton 	Pushbutton 	
	N.1 PRSL1002PI 2NO+common 1 speed		Pushbutton 	Pushbutton 	

PF38080006					
Switch scheme	Switch type	Actuator type			
	N.2 PRSL1000PI 1NO	N.1 PRSL1001PI 1NC	Pushbutton 	Latched mushroom pushbutton	
	N.1 PRSL1003PI 3NO+common 2 speeds		Pushbutton 	Pushbutton 	
	N.1 PRSL1002PI 2NO+common 1 speed		Pushbutton 	Pushbutton 	
	N.1 PRSL1002PI 2NO+common 1 speed		Pushbutton 	Pushbutton 	

PF38080007					
Switch scheme	Switch type	Actuator type			
	N.2 PRSL1000PI 1NO	N.1 PRSL1001PI 1NC	Pushbutton 	Latched mushroom pushbutton	
	N.1 PRSL1002PI 2NO + common 1 speed		Pushbutton 	Pushbutton 	
	N.1 PRSL1003PI 3NO+common 2 speeds		Pushbutton 	Pushbutton 	
	N.1 PRSL1002PI 2NO+common 1 speed		Pushbutton 	Pushbutton 	

PF38080008					
Switch scheme	Switch type	Actuator type			
	N.2 PRSL1000PI 1NO	N.1 PRSL1001PI 1NC	Pushbutton 	Latched mushroom pushbutton	
	N.1 PRSL1003PI 3NO+common 2 speeds		Pushbutton 	Pushbutton 	
	N.1 PRSL1003PI 3NO+common 2 speeds		Pushbutton 	Pushbutton 	
	N.1 PRSL1002PI 2NO+common 1 speed		Pushbutton 	Pushbutton 	

10 actuators

PF3810001					
Switch scheme	Switch type	Actuator type			
	N.2 PRSL1000PI 1NO	N.1 PRSL1001PI 1NC	Pushbutton 	Latched mushroom pushbutton	
	N.1 PRSL1002PI 2NO + common 1 speed		Pushbutton 	Pushbutton 	
	N.1 PRSL1002PI 2NO+common 1 speed		Pushbutton 	Pushbutton 	
	N.1 PRSL1002PI 2NO+common 1 speed		Pushbutton 	Pushbutton 	
	N.1 PRSL1002PI 2NO+common 1 speed		Pushbutton 	Pushbutton 	
-	-		Blanking plug	Blanking plug	

12 actuators

PF3812001					
Switch scheme	Switch type	Actuator type			
	N.2 PRSL1000PI 1NO	N.1 PRSL1001PI 1NC	Pushbutton 	Latched mushroom pushbutton	
	N.1 PRSL1002PI 2NO + common 1 speed		Pushbutton 	Pushbutton 	
	N.1 PRSL1002PI 2NO + common 1 speed		Pushbutton 	Pushbutton 	
	N.1 PRSL1002PI 2NO+common 1 speed		Pushbutton 	Pushbutton 	
	N.1 PRSL1002PI 2NO+common 1 speed		Pushbutton 	Pushbutton 	
	N.1 PRSL1002PI 2NO+common 1 speed		Pushbutton 	Pushbutton 	

STANDARD PENDANT CONTROL STATIONS WITH CABLE OUTPUT ON THE BOTTOM

These pendant control stations are upside down, i.e. the cable output is on the bottom.

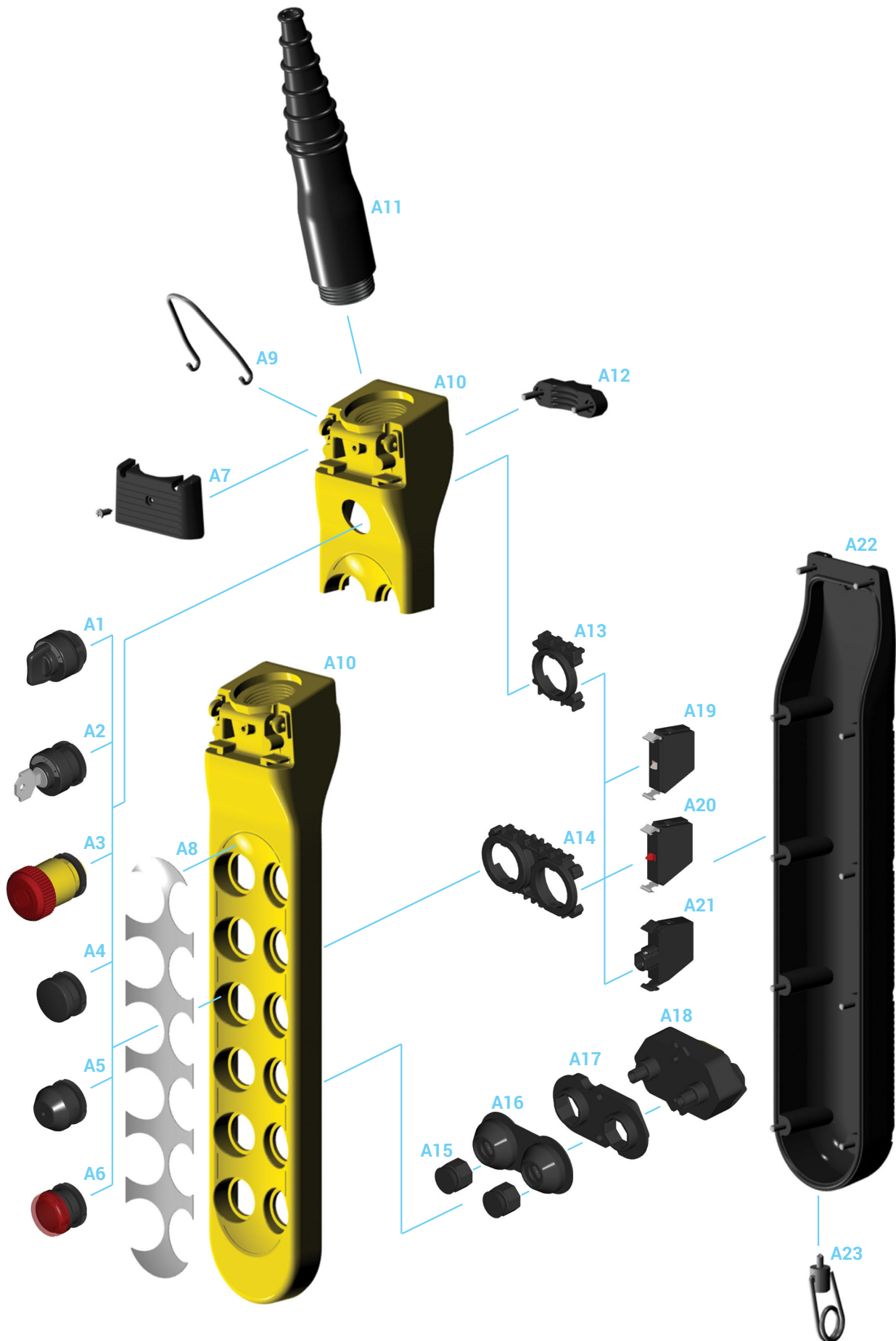
Standard control stations are equipped with cable sleeve, hook and electrical interlock between opposite function pushbuttons.

10 actuators

PF3810002					
Switch scheme	Switch type	Actuator type			
	N.1 PRSL1000PI 1NO	N.1 PRSL1000PI 1NO	Pushbutton 	Pushbutton 	
	N.1 PRSL1000PI 1NO	N.1 PRSL1001PI 1NC	Pushbutton 	Latched mushroom pushbutton	
	N.1 PRSL1002PI 2NO + common 1 speed		Pushbutton 	Pushbutton 	
	N.1 PRSL1002PI 2NO+common 1 speed		Pushbutton 	Pushbutton 	
	N.1 PRSL1002PI 2NO+common 1 speed		Pushbutton 	Pushbutton 	
	N.1 PRSL1002PI 2NO+common 1 speed		Pushbutton 	Pushbutton 	
-	-		Blanking plug	Blanking plug	

12 actuators

PF3812002					
Switch scheme	Switch type	Actuator type			
	N.1 PRSL1000PI 1NO	N.1 PRSL1000PI 1NO	Pushbutton 	Pushbutton 	
	N.1 PRSL1000PI 1NO	N.1 PRSL1001PI 1NC	Pushbutton 	Latched mushroom pushbutton	
	N.1 PRSL1002PI 2NO + common 1 speed		Pushbutton 	Pushbutton 	
	N.1 PRSL1002PI 2NO+common 1 speed		Pushbutton 	Pushbutton 	
	N.1 PRSL1002PI 2NO+common 1 speed		Pushbutton 	Pushbutton 	
	N.1 PRSL1002PI 2NO+common 1 speed		Pushbutton 	Pushbutton 	
	N.1 PRSL1002PI 2NO+common 1 speed		Pushbutton 	Pushbutton 	


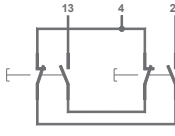
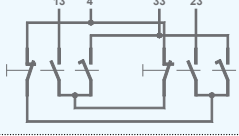







Refer to the following tables for descriptions of components: "Switches", "Actuators", "Pilot lights", "Mushroom pushbuttons", "Selector switches" and "Accessories".






COMPONENTS

Switches


2

Ref.	Drawing	Description	Scheme	Code
A18		1 speed, 2+common double switch		PRSL1002PI
		2 speeds, 3NO+common double switch		PRSL1003PI
A19		1NO switch		PRSL1000PI
A20		1NC switch		PRSL1001PI
A21		Lamp holder (without bulb)	-	PRSL1004PI


Actuators

Ref.	Drawing	Description	Code
A4		Blanking plug	PRSL1023PI
A5		Single pushbutton	PRTS000001
A15+A16		Double pushbutton with rubber	PRTD000001
A16		Rubber for double pushbutton	PRGO0020PE
A17		Holding plate for double pushbutton	PRSL8737PI



Pilot lights

Ref.	Drawing	Color	Code
A6		Red	PRSL1012PI
		Yellow	PRSL1013PI
		Green	PRSL1014PI


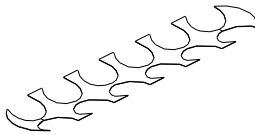

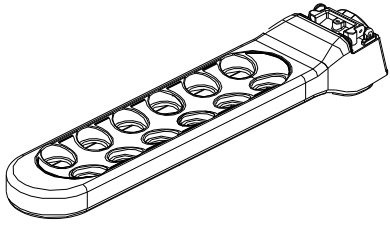
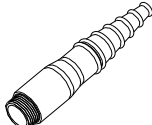



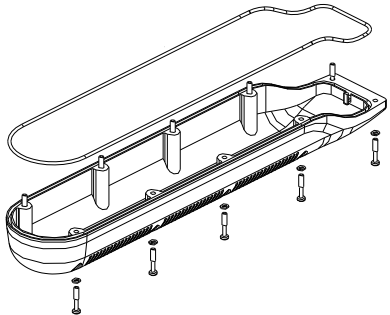

Mushroom pushbuttons

Ref.	Drawing	Description	Code
A3		Latched mushroom pushbutton for emergency stop	PRSL1009PI

Selector switches

Ref.	Drawing	Positions	Spring return	Maintained positions	Pull-out position	Code
A1		0/1	X			PRSL1015PI
		0/1		X		PRSL1016PI
		1/0/2	X			PRSL1026PI
		1/0/2		X		PRSL1027PI
A2		0/1		X	0	PRSL1017PI
		0/1	X		0	PRSL1024PI

Accessories




















Ref.	Drawing	Description	Code
A7		Cable cover	PRSL5603PI
A8		Label	ET38xxxxxx Codes on request
A9		Hook	PRGA0020PE
A10		Cover 2/4 actuators	PRSL5607PI
		Cover 3/5 actuators	PRSL5611PI
		Cover 6/8 actuators	PRSL5608PI
		Cover 7/9 actuators	PRSL5612PI
		Cover 10/12 actuators	PRSL5609PI
		Cover 11/13 actuators	PRSL5613PI
A11		Cable sleeve	PRSL0145PE
A12		Cable clamp	PRSL1020PI
A13		Holding plate for 3 switches	PRSL8739PI
A14		Holding plate for 2+2 switches	PRSL8735PI
A22		Enclosure 2/3/4/5 actuators	PRSL5066PI
		Enclosure 6/7/8/9 actuators	PRSL5067PI
		Enclosure 10/11/12/13 actuators	PRSL5068PI
A23		Lower hook	PRGA0051PE

ALPHA - REQUEST FORM FOR NON STANDARD CONTROL STATION

Control elements

- ① PRTS000001 Single pushbutton
- ② PRTD000001 Double pushbutton
- ③ PRSL1023PI Blanking plug
- ④ PRSL1009PI Emergency stop mushroom pushbutton
- ⑤ PRSL1012PI Red pilot light
- ⑥ PRSL1013PI Yellow pilot light
- ⑦ PRSL1014PI Green pilot light
- ⑧ PRSL1015PI Selector switch 0/1 spring return
- ⑨ PRSL1016PI Selector switch 0/1 maintained positions
- ⑩ PRSL1026PI Selector switch 1/0/2 spring return
- ⑪ PRSL1027PI Selector switch 1/0/2 maintained positions
- ⑫ PRSL1017PI Key selector switch 0/1 maintained positions
- ⑬ PRSL1024PI Key selector switch 0/1 spring return

Label symbols

Single switches

- A PRSL1000PI 1NO
- B PRSL1001PI 1NC
- C PRSL1004PI Lamp holder (without bulb)

Double switches

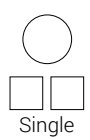
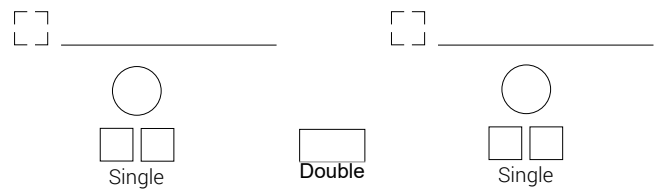
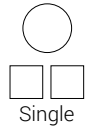
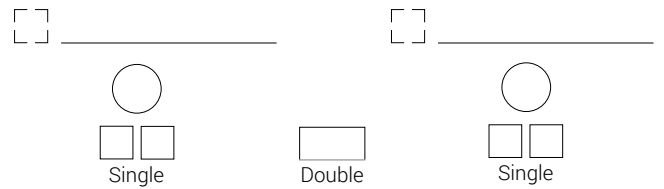
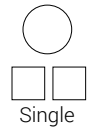
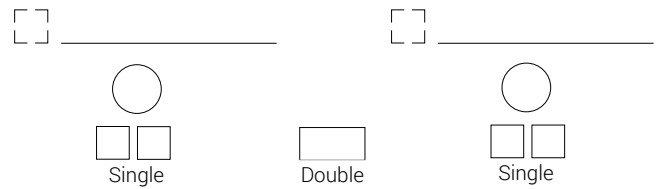
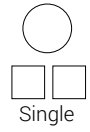
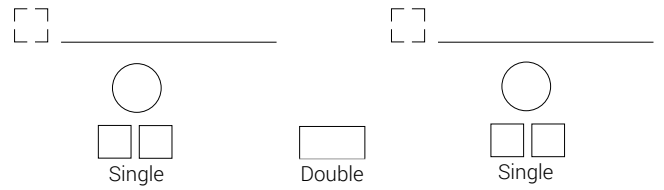
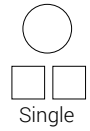
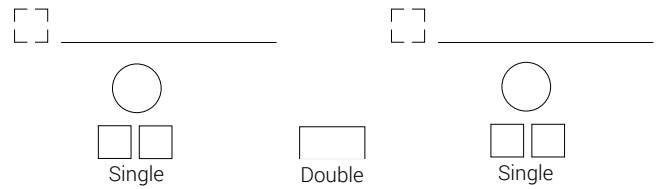
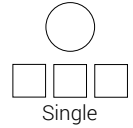
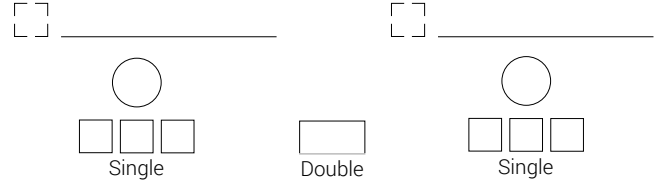
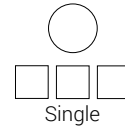
- D PRSL1002PI 1 speed
- E PRSL1003PI 2 speeds

Instructions

- Fill in the pendant station scheme for the number of control elements required.
- Enter the number corresponding to the control element required in the circle.
- In the broken-line box enter the number corresponding to the symbol required on the label. Next to the number mark the direction of the arrow and the customized lettering, if requested.
- In the unbroken boxes enter the letters corresponding to the single or double switches required.
ATTENTION: it is possible to mount 3 single switches for each control element only if they are placed in the first row. In any other positions, it is only possible to mount up to 2 single switches for each control element.
- Tick the appropriate box to show where the cable sleeve and the hook must be assembled (top or bottom).

Hook

Cable sleeve



Hook

Cable sleeve