

SPA

Pendant control station



Pendant control station for auxiliary control, sturdy and reliable, designed for heavy industry. Modular enclosure with actuators arranged on a double row to pair opposite functions and keep size compact.

FEATURES

- Modular enclosure with actuators arranged on a double row to enable grouping of a large number of functions in a single control.
- Rectangular pushbuttons in thermoplastic material or rubber pushbuttons with symbol disks to ensure protection against dust.
- The emergency stop mushroom pushbutton complies with standard EN 418.
- Mechanical life of switches: 1 million operations.
- IP protection degree: SPA is classified IP65.
- Extreme temperature resistance: -25°C to +70°C.
- All materials and components used are wear resistant and guarantee protection of the unit against water and dust.

OPTIONS

- Available in configuration from 2 to 20 actuators, arranged on a double row.
- One or two speed switches with NO or NC contacts and with LEDs (voltage 24 V ac/dc).
- Double switches with mechanical interlock to prevent simultaneous operation of opposite functions.
- Wide range of actuators: pushbuttons, selector switches and key-selector switches, pilot lights, impulse or latched mushroom pushbuttons with rotation release.
- Available with alphanumeric display (2 lines x 16 characters) suitable for messaging, with internal management microprocessor powered at 24 V and RS-485 interface to operator.

CERTIFICATIONS

- CE marking and EAC certification.

Fill in the "request form" for accurate product configuration.

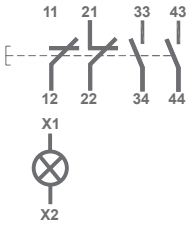

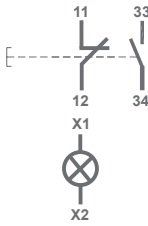
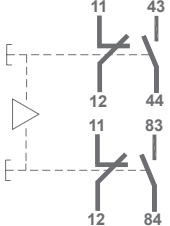
CERTIFICATIONS

Conformity to Community Directives	2014/35/UE Low Voltage Directive
	2006/42/CE Machinery Directive
Conformity to CE Standards	EN 60204-1 Safety of machinery - Electrical equipment of machines
	EN 60947-1 Low-voltage switchgear and controlgear
	EN 60947-5-1 Low-voltage switchgear and controlgear - Control circuit devices and switching elements - Electromechanical control circuit devices
	EN 60529 Degrees of protection provided by enclosures
	EN 418 Safety of machinery - Emergency stop equipment, functional
Markings and homologations	CE ENEC

GENERAL TECHNICAL SPECIFICATIONS

Ambient temperature	Storage -40°C/+70°C
	Operational -25°C/+70°C
IP protection degree	IP 65
Insulation category	Class II
Cable entry	Rubber cable sleeve (Ø 14÷26 mm)
Operating positions	Any position


TECHNICAL SPECIFICATIONS OF THE SWITCHES

Code	PRSL0071XX	PRSL0072XX	PRSL0073XX	PRSL0074XX
Switch	Utilisation category	AC 15	AC 15	AC 15
	Rated operational current	1.9 A		1.9 A
	Rated operational voltage	380 Vac		380 Vac
	Rated thermal current	10 A		10 A
	Rated insulation voltage	500 Vac		500 Vac
	Mechanical life	1x10 ⁶ operations		1x10 ⁶ operations
Lamp holder	Maximum voltage	125 V	125 V	125 V
	Maximum power	2.6 W	2.6 W	2.6 W
Lamp type	bulb (not supplied) or LED (on request) with bayonet coupling	bulb (not supplied) or LED (on request) with bayonet coupling	bulb (not supplied) or LED (on request) with bayonet coupling	
Connections	Screw-type terminals			
Wires	1x2.5 mm ² , 2x1.5 mm ² (UL - (c)UL: use 60°C or 75°C copper (CU) conductor and wire 16-18 AWG)			
Tightening torque	0.8 Nm			
Switch type	1 speed switch + lamp holder	lamp holder + lamp holder	1 speed switch + lamp holder	1 speed switch + 1 speed switch + mechanical interlock
Contacts	2NC+2NO lamp holder	lamp holder lamp holder	1NC+1NO lamp holder	1NC+1NO 1NC+1NO
Scheme				
Markings and homologations	CE cULus			

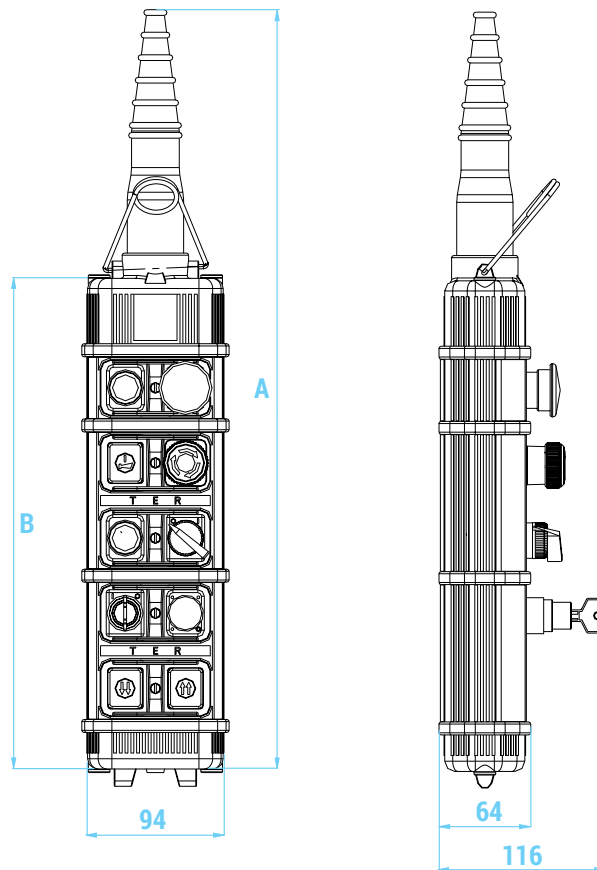
Code	PRSL0075XX	PRSL0076XX	PRSL0077XX
Utilisation category	AC 15	AC 15	AC 15
Rated operational current	1.9 A	1.9 A	1.9 A
Rated operational voltage	380 Vac	380 Vac	380 Vac
Rated thermal current	10 A	10 A	10 A
Rated insulation voltage	500 Vac	500 Vac	500 Vac
Mechanical life	1x10 ⁶ operations	1x10 ⁶ operations	1x10 ⁶ operations
Maximum voltage			
Maximum power			
Lamp type			
Connections	Screw-type terminals		
Wires	1x2.5 mm ² , 2x1.5 mm ² (UL - (c)UL: use 60°C or 75°C copper (CU) conductor and wire 16-18 AWG)		
Tightening torque	0.8 Nm		
Switch type	2 speed switch + 2 speed switch + mechanical interlock	1 speed switch + 1 speed switch	1 speed switch + 1 speed switch + mechanical interlock
Contacts	1NC+1NO+1NO 1NC+1NO+1NO	1NC+1NO 2NC+2NO	2NC+2NO 2NC+2NO
Scheme			
Markings and homologations	CE cULus		

Code	PRSL0087XX	PRSL0089XX	PRSL0090XX
Utilisation category	AC 15	AC 15	AC 15
Rated operational current	1.9 A	1.9 A	1.9 A
Rated operational voltage	380 Vac	380 Vac	380 Vac
Rated thermal current	10 A	10 A	10 A
Rated insulation voltage	500 Vac	500 Vac	500 Vac
Mechanical life	1x10 ⁶ operations	1x10 ⁶ operations	1x10 ⁶ operations
Maximum voltage		125 V	
Maximum power		2.6 W	
Lamp type		bulb (not supplied) or LED (on request) with bayonet coupling	
Connections	Screw-type terminals		
Wires	1x2.5 mm ² , 2x1.5 mm ² (UL - (c)UL: use 60°C or 75°C copper (CU) conductor and wire 16-18 AWG)		
Tightening torque	0.8 Nm		
Switch type	2 speed switch + 1 speed switch + mechanical interlock	2 speed switch + lamp holder	1 speed switch + 2 speed switch * mechanical interlock
Contacts	1NC+1NO+1NO 1NC+1NO	1NC+1NO+1NO portalamпада	2NC+2NO 1NC+1NO+1NO
Scheme			
Markings and homologations	CE		

TECHNICAL SPECIFICATIONS OF THE LEDS

Code	PRSL3502PI
Rated operational voltage	24 V ac/dc
Rated current consumption	20 mA
Scheme	
Markings and homologations	CE

OVERALL DIMENSIONS (mm)



No. of actuators	Dimensions (mm)		Weight (kg)
	A	B	
2	318	132	0.520
4	370	184	0.700
6	422	236	0.880
8	474	288	1.040
10	526	340	1.300
12	578	392	1.380
14	630	444	1.550
16	682	496	1.710
18	734	548	1.890
20	786	600	2.050

STANDARD CONTROL STATIONS

Standard control stations are equipped with cable sleeve, hook and mechanical interlock between opposite function pushbuttons.

2 actuators

PF02020007			
Switch scheme	Switch type	Actuator type	
	PRSL0074XX 1NO+1NC/1NO+1NC 1 speed	Pushbutton 	Pushbutton

PF02020039			
Switch scheme	Switch type	Actuator type	
	PRSL0075XX 1NO+1NC/1NO+1NC 2 speeds	Pushbutton 	Pushbutton

4 actuators

PF02040185			
Switch scheme	Switch type	Actuator type	
	PRSL0074XX 1NO+1NC/1NO+1NC 1 speed	Blanking plug	Latched mushroom pushbutton
	PRSL0074XX 1NO+1NC/1NO+1NC 1 speed	Pushbutton 	Pushbutton

PF02040241			
Switch scheme	Switch type	Actuator type	
	PRSL0074XX 1NO+1NC/1NO+1NC 1 speed	Pushbutton 	Latched mushroom pushbutton
	PRSL0074XX 1NO+1NC/1NO+1NC 1 speed	Pushbutton 	Pushbutton

PF02040186			
Switch scheme	Switch type	Actuator type	
	PRSL0074XX 1NO+1NC/1NO+1NC 1 speed	-	Latched mushroom pushbutton
	PRSL0075XX 1NO+1NC/1NO+1NC 2 speeds	Pushbutton 	Pushbutton

PF02040240			
Switch scheme	Switch type	Actuator type	
	PRSL0074XX 1NO+1NC/1NO+1NC 1 speed	Pushbutton 	Latched mushroom pushbutton
	PRSL0075XX 1NO+1NC/1NO+1NC 2 speeds	Pushbutton 	Pushbutton

PF02040242			
Switch scheme	Switch type	Actuator type	
	PRSL0075XX 1NO+1NC/1NO+1NC 2 speeds	Pushbutton 	Pushbutton
	PRSL0074XX 1NO+1NC/1NO+1NC 1 speed	Pushbutton 	Pushbutton

PF02040063			
Switch scheme	Switch type	Actuator type	
	PRSL0074XX 1NO+1NC/1NO+1NC 1 speed	Pushbutton 	Pushbutton
	PRSL0074XX 1NO+1NC/1NO+1NC 1 speed	Pushbutton 	Pushbutton

PF02040243

Switch scheme	Switch type	Actuator type	
	PRSL0075XX 1NO+1NC/1NO+1NC 2 speeds	Pushbutton 	Pushbutton
	PRSL0075XX 1NO+1NC/1NO+1NC 2 speeds	Pushbutton 	Pushbutton

6 actuators

PF02060455

Switch scheme	Switch type	Actuator type	
	PRSL0074XX 1NO+1NC/1NO+1NC 1 speed	Blanking plug	Latched mushroom pushbutton
	PRSL0074XX 1NO+1NC/1NO+1NC 1 speed	Pushbutton 	Pushbutton
	PRSL0074XX 1NO+1NC/1NO+1NC 1 speed	Pushbutton 	Pushbutton

PF02060401

Switch scheme	Switch type	Actuator type	
	PRSL0074XX 1NO+1NC/1NO+1NC 1 speed	Blanking plug	Latched mushroom pushbutton
	PRSL0075XX 1NO+1NC/1NO+1NC 2 speeds	Pushbutton 	Pushbutton
	PRSL0075XX 1NO+1NC/1NO+1NC 2 speeds	Pushbutton 	Pushbutton

PF02060456

Switch scheme	Switch type	Actuator type	
	PRSL0074XX 1NO+1NC/1NO+1NC 1 speed	Blanking plug	Latched mushroom pushbutton
	PRSL0075XX 1NO+1NC/1NO+1NC 2 speeds	Pushbutton 	Pushbutton
	PRSL0074XX 1NO+1NC/1NO+1NC 1 speed	Pushbutton 	Pushbutton

PF02060439

Switch scheme	Switch type	Actuator type	
	PRSL0076XX 1NO+1NC/2NO+2NC 1 speed	Pushbutton 	Latched mushroom pushbutton
	PRSL0075XX 1NO+1NC/1NO+1NC 2 speeds	Pushbutton 	Pushbutton
	PRSL0074XX 1NO+1NC/1NO+1NC 1 speed	Pushbutton 	Pushbutton

PF02060355			
Switch scheme	Switch type	Actuator type	
	PRSL0076XX 1NO+1NC/2NO+2NC 1 speed	Pushbutton 	Latched mushroom pushbutton
	PRSL0074XX 1NO+1NC/1NO+1NC 1 speed	Pushbutton 	Pushbutton
	PRSL0074XX 1NO+1NC/1NO+1NC 1 speed	Pushbutton 	Pushbutton

PF02060356			
Switch scheme	Switch type	Actuator type	
	PRSL0076XX 1NO+1NC/2NO+2NC 1 speed	Pushbutton 	Latched mushroom pushbutton
	PRSL0075XX 1NO+1NC/1NO+1NC 2 speeds	Pushbutton 	Pushbutton
	PRSL0075XX 1NO+1NC/1NO+1NC 2 speeds	Pushbutton 	Pushbutton

8 actuators

PF02080237			
Switch scheme	Switch type	Actuator type	
	PRSL0076XX 1NO+1NC/2NO+2NC 1 speed	Pushbutton 	Latched mushroom pushbutton
	PRSL0074XX 1NO+1NC/1NO+1NC 1 speed	Pushbutton 	Pushbutton
	PRSL0074XX 1NO+1NC/1NO+1NC 1 speed	Pushbutton 	Pushbutton
	PRSL0074XX 1NO+1NC/1NO+1NC 1 speed	Pushbutton 	Pushbutton

PF02080440			
Switch scheme	Switch type	Actuator type	
	PRSL0076XX 1NO+1NC/2NO+2NC 1 speed	Pushbutton 	Latched mushroom pushbutton
	PRSL0075XX 1NO+1NC/1NO+1NC 2 speeds	Pushbutton 	Pushbutton
	PRSL0075XX 1NO+1NC/1NO+1NC 2 speeds	Pushbutton 	Pushbutton
	PRSL0075XX 1NO+1NC/1NO+1NC 2 speeds	Pushbutton 	Pushbutton

PF02080702			
Switch scheme	Switch type	Actuator type	
	PRSL0076XX 1NO+1NC/2NO+2NC 1 speed	Pushbutton 	Latched mushroom pushbutton
	PRSL0075XX 1NO+1NC/1NO+1NC 2 speeds	Pushbutton 	Pushbutton
	PRSL0074XX 1NO+1NC/1NO+1NC 1 speed	Pushbutton 	Pushbutton
	PRSL0074XX 1NO+1NC/1NO+1NC 1 speed	Pushbutton 	Pushbutton

PF02080703			
Switch scheme	Switch type	Actuator type	
	PRSL0076XX 1NO+1NC/2NO+2NC 1 speed	Pushbutton 	Latched mushroom pushbutton
	PRSL0075XX 1NO+1NC/1NO+1NC 2 speeds	Pushbutton 	Pushbutton
	PRSL0075XX 1NO+1NC/1NO+1NC 2 speeds	Pushbutton 	Pushbutton
	PRSL0074XX 1NO+1NC/1NO+1NC 1 speed	Pushbutton 	Pushbutton

10 actuators

2

PF02100324			
Switch scheme	Switch type	Actuator type	
	PRSL0076XX 1NO+1NC/2NO+2NC 1 speed	Pushbutton 	Latched mushroom pushbutton
	PRSL0074XX 1NO+1NC/1NO+1NC 1 speed		
	PRSL0074XX 1NO+1NC/1NO+1NC 1 speed		
	PRSL0074XX 1NO+1NC/1NO+1NC 1 speed		
	PRSL0074XX 1NO+1NC/1NO+1NC 1 speed		

PF02100308			
Switch scheme	Switch type	Actuator type	
	PRSL0076XX 1NO+1NC/2NO+2NC 1 speed	Pushbutton 	Latched mushroom pushbutton
	PRSL0074XX 1NO+1NC/1NO+1NC 1 speed		
	PRSL0074XX 1NO+1NC/1NO+1NC 1 speed		
	PRSL0074XX 1NO+1NC/1NO+1NC 1 speed		
	PRSL0074XX 1NO+1NC/1NO+1NC 1 speed		

PF02101187			
Switch scheme	Switch type	Actuator type	
	PRSL0074XX 1NO+1NC/1NO+1NC 1 speed	Pushbutton 	
	PRSL0074XX 1NO+1NC/1NO+1NC 1 speed	Pushbutton 	Latched mushroom pushbutton
	PRSL0074XX 1NO+1NC/1NO+1NC 1 speed		
	PRSL0074XX 1NO+1NC/1NO+1NC 1 speed		
	PRSL0074XX 1NO+1NC/1NO+1NC 1 speed		

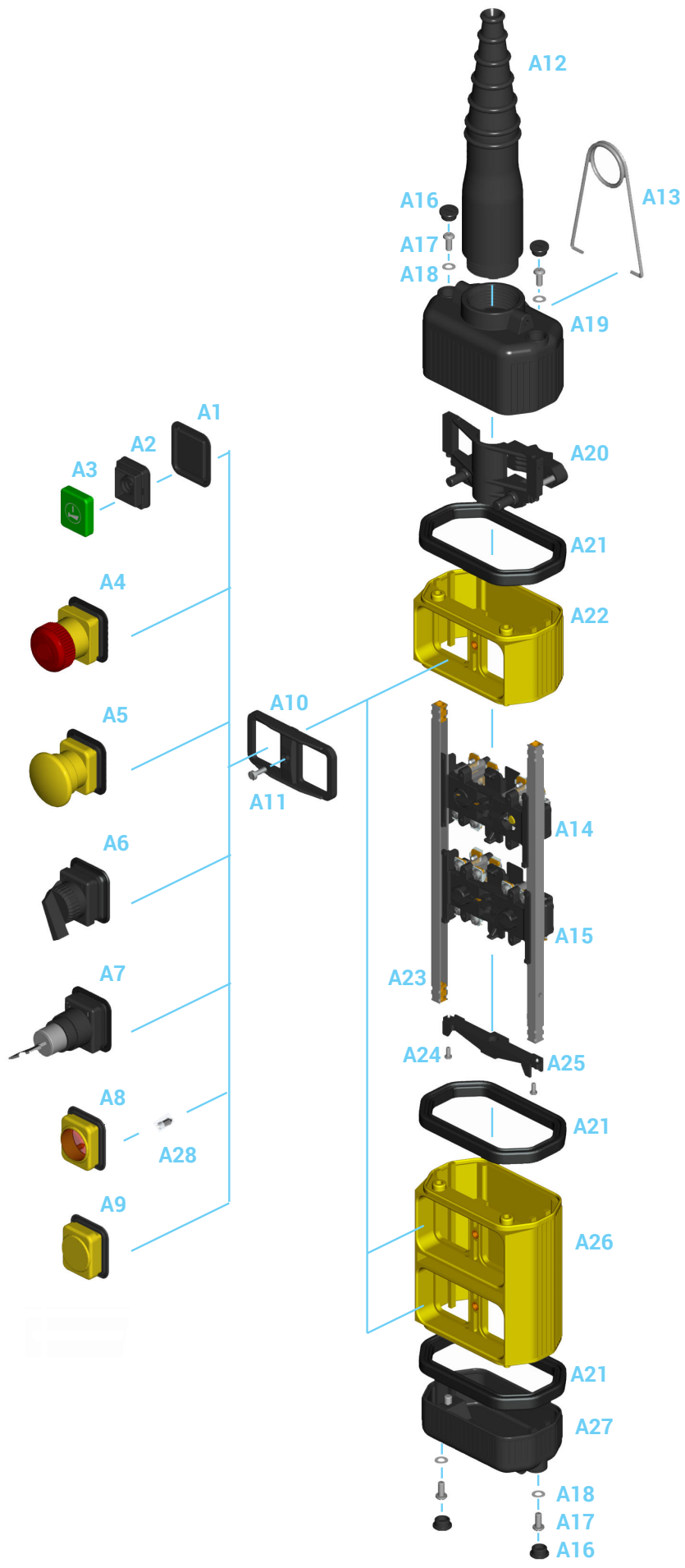
12 actuators

PF02120306			
Switch scheme	Switch type	Actuator type	
	PRSL0076XX 1NO+1NC/2NO+2NC 1 speed	Pushbutton 	Latched mushroom pushbutton
	PRSL0074XX 1NO+1NC/1NO+1NC 1 speed		
	PRSL0074XX 1NO+1NC/1NO+1NC 1 speed		
	PRSL0074XX 1NO+1NC/1NO+1NC 1 speed		
	PRSL0074XX 1NO+1NC/1NO+1NC 1 speed		
	PRSL0074XX 1NO+1NC/1NO+1NC 1 speed		
	PRSL0074XX 1NO+1NC/1NO+1NC 1 speed		

PF02121167			
Switch scheme	Switch type	Actuator type	
	PRSL0074XX 1NO+1NC/1NO+1NC 1 speed	Pushbutton 	
	PRSL0074XX 1NO+1NC/1NO+1NC 1 speed	Pushbutton 	Latched mushroom pushbutton
	PRSL0074XX 1NO+1NC/1NO+1NC 1 speed		
	PRSL0074XX 1NO+1NC/1NO+1NC 1 speed		
	PRSL0074XX 1NO+1NC/1NO+1NC 1 speed		
	PRSL0074XX 1NO+1NC/1NO+1NC 1 speed		



ASSEMBLY DRAWING


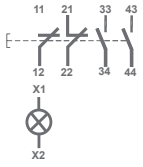

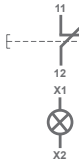
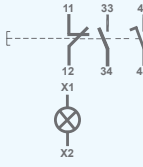

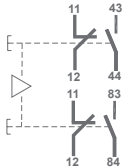
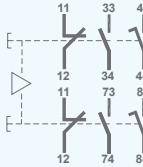
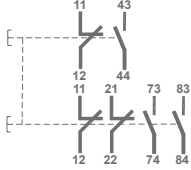
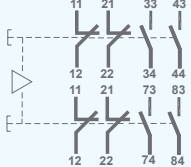

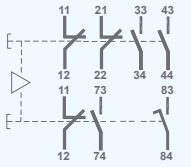


Refer to the following tables for descriptions of components: "Switches", "Actuators", "Pilot lights", "Mushroom pushbuttons" and "Accessories".




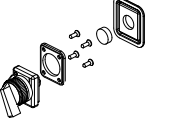
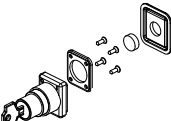
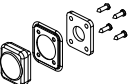
COMPONENTS

Switches

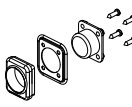
2

Ref.	Drawing	Description	Scheme	Code
A14		1 speed switch with 2NC+2NO contacts + lamp holder with bayonet coupling (without bulb)		PRSL0071XX
		2 lamp holders with bayonet coupling (without bulb)		PRSL0072XX
		1 speed switch with 1NC+1NO contacts + lamp holder with bayonet coupling (without bulb)		PRSL0073XX
		2 speed switch with 1NC+1NO+1NO contacts + lamp holder with bayonet coupling (without bulb)		PRSL0089XX
A15		1 speed switch with 1NC+1NO contacts + 1 speed switch with 1NC+1NO contacts + mechanical interlock		PRSL0074XX
		2 speed switch with 1NC+1NO+1NO contacts + 2 speed switch with 1NC+1NO+1NO contacts + mechanical interlock		PRSL0075XX
		1 speed switch with 1NC+1NO contacts + 1 speed switch with 2NC+2NO contacts		PRSL0076XX
		1 speed switch with 2NC+2NO contacts + 1 speed switch with 2NC+2NO contacts + mechanical interlock		PRSL0077XX
		2 speed switch with 1NC+1NO+1NO contacts + 1 speed switch with 1NC+1NO contacts + mechanical interlock		PRSL0087XX
		1 speed switch with 2NC+2NO contacts + 2 speed switch with 1NC+1NO+1NO contacts + mechanical interlock		PRSL0090XX

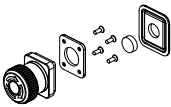
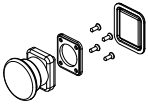
Actuators

Ref.	Drawing	Description	Code
A1		Rubber for button	PRGU6031PE
A2		Button holder	PRSL9284PI
A3		Button	PRTA_----- Vedi tasti standard
A6		Selector switch 0/1 maintained positions	PRSL3540PI
		Selector switch 1/0/2 maintained positions	PRSL3543PI
A7		Key selector switch 0/1 maintained positions, pull-out position 0	PRSL3539PI
A9		Blanking plug	PRSL5557PI



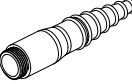




Pilot lights

Ref.	Drawing	Color	Code
A8		Red	PRSL3534PI
		Green	PRSL3535PI
		Yellow	PRSL3542PI



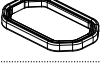
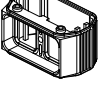



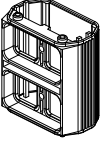
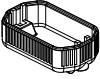

Mushroom pushbuttons

Ref.	Drawing	Description	Code
A4		Pulsante a fungo ad aggancio per arresto di emergenza	PRSL3500PI
A5		Pulsante a fungo ad impulsi	PRSL3531PI
















































Accessories

Ref.	Drawing	Descr Description zione	Code
A10		Frame with 2 holes	PRSL5535PI
		Frame with 1 hole	PRSL5537PI
		Frame without holes	PRSL5538PI
A11		Screw for frame	PRVI6027PE
A12		Cable sleeve	PRSL0145PE
A13		Hook	PRGA0012PE
A16		Head plug	PRSL8610PI
A17		Head locking screw	PRVI1020PE
A18		Washer	PRRN1061PE

Accessories


Ref.	Drawing	Description	Code
A19		Upper head	PRSL5525PI
A20		Cable clamp with screws	PRSL3545PI
A21		Tightening rubber	PRGU6021PE
A22		Single section	PRSL5016AU
A23		Rod for SPA 2 buttons	PRTR0071PE
		Rod for SPA 4 buttons	PRTR0076PE
		Rod for SPA 6 buttons	PRTR0081PE
		Rod for SPA 8 buttons	PRTR0086PE
		Rod for SPA 10 buttons	PRTR0091PE
		Rod for SPA 12 buttons	PRTR0096PE
		Rod for SPA 14 buttons	PRTR0101PE
		Rod for SPA 16 buttons	PRTR0106PE
A24		Screw	PRVI0005PE
A25		Switch holder with screw	PRSL3558PI
A26		Double section	PRSL5017AU
A27		Lower head	PRSL5530PI
A28		LED 24 V ac/dc	PRSL3502PI

Standard buttons - Symbols


GREEN 	RED 	YELLOW 	GREEN 										
PRTA101XPI	PRTA102XPI	PRTA103XPI	PRTA104XPI	PRTA105XPI	PRTA105XPB	PRTA106XPI	PRTA106XPB	PRTA107XPI	PRTA107XPB	PRTA108XPI	PRTA108XPB	PRTA109XPI	PRTA109XPB
													
PRTA110XPI	PRTA110XPB	PRTA111XPI	PRTA112XPI	PRTA112XPB	PRTA113XPI	PRTA114XPI	PRTA114XPB	PRTA115XPI	PRTA116XPI	PRTA116XPB	PRTA117XPI	PRTA117XPB	PRTA118XPI
													
PRTA119XPI	PRTA119XPB	PRTA120XPI	PRTA121XPI	PRTA121XPB	PRTA216XPI	PRTA217XPI	PRTA218XPI	PRTA219XPI	PRTA374XPI	PRTA375XPI	PRTA375XPB	PRTA376XPI	PRTA377XPI
RED 	BLACK 	YELLOW 	GREEN 	WHITE 									
PRTA122XPI	PRTA199XPI	PRTA220XPI	PRTA221XPI	PRTA229XPI									




Standard buttons - English



Standard buttons - German



Standard buttons - French



Standard buttons - Italian

PRTA123XPI	PRTA124XPI	PRTA125XPI	PRTA126XPI	PRTA127XPI	PRTA128XPI	PRTA129XPI	PRTA130XPI	PRTA131XPI	PRTA132XPI	PRTA133XPI	PRTA134XPI	PRTA135XPI	PRTA136XPI
PRTA137XPI	PRTA138XPI	PRTA139XPI	PRTA140XPI	PRTA141XPI	PRTA142XPI	PRTA143XPI	PRTA144XPI	PRTA145XPI	PRTA146XPI	PRTA147XPI	PRTA148XPI	PRTA149XPI	PRTA150XPI
PRTA151XPI	PRTA152XPI	PRTA153XPI	PRTA154XPI	PRTA155XPI	PRTA156XPI	PRTA157XPI	PRTA158XPI	PRTA159XPI	PRTA160XPI	PRTA161XPI	PRTA162XPI	PRTA163XPI	PRTA164XPI
PRTA165XPI	PRTA166XPI	PRTA167XPI	PRTA168XPI	PRTA169XPI	PRTA170XPI	PRTA171XPI	PRTA172XPI	PRTA173XPI	PRTA174XPI	PRTA175XPI	PRTA176XPI	PRTA177XPI	PRTA178XPI
PRTA179XPI	PRTA180XPI	PRTA181XPI	PRTA182XPI	PRTA183XPI	PRTA184XPI	PRTA185XPI	PRTA186XPI	PRTA187XPI	PRTA188XPI	PRTA189XPI	PRTA190XPI	PRTA191XPI	PRTA192XPI
PRTA193XPI	PRTA194XPI	PRTA195XPI	PRTA196XPI	PRTA197XPI	PRTA198XPI	PRTA200XPI	PRTA201XPI	PRTA202XPI	PRTA203XPI	PRTA204XPI	PRTA205XPI	PRTA206XPI	PRTA207XPI
PRTA208XPI	PRTA209XPI	PRTA210XPI	PRTA211XPI	PRTA212XPI	PRTA213XPI	PRTA214XPI	PRTA215XPI	PRTA226XPI	PRTA227XPI	PRTA228XPI	PRTA301XPI	PRTA302XPI	PRTA351XPI
PRTA352XPI	PRTA353XPI												



Standard buttons - Spanish

PRTA123SPI	PRTA124SPI	PRTA125SPI	PRTA126SPI	PRTA127SPI	PRTA128SPI	PRTA129SPI	PRTA130SPI	PRTA131SPI	PRTA132SPI	PRTA135SPI	PRTA136SPI	PRTA137SPI	PRTA138SPI
PRTA139SPI	PRTA140SPI	PRTA141SPI	PRTA142SPI	PRTA143SPI	PRTA144SPI	PRTA145SPI	PRTA146SPI	PRTA155SPI	PRTA156SPI	PRTA157SPI	PRTA158SPI	PRTA159SPI	PRTA160SPI
PRTA161SPI	PRTA162SPI	PRTA163SPI	PRTA164SPI	PRTA212SPI									

SPA - REQUEST FORM FOR NON STANDARD CONTROL STATION

Instructions

Fill in the chart to the left according to the number of control elements required (2, 4, 6, 8, 10, 12, 14, 16, 18 or 20 buttons).

- Control elements:** enter in the broken-line box the number corresponding to the control element required (from 1 to 9) according to the legend.
- Buttons:** when buttons are required, fill in the PRTA_____ code. If you choose **buttons with arrows**, mark the direction of the arrow into the corresponding box Eg. 
- Switches:** enter the number corresponding to the switch required (from 20 to 29) according to the legend. ATTENTION: **lamp holders** can be fitted with bulbs (not supplied) or with LEDs (on request).
- LED:** tick the box if you require LEDs to be fitted into the lamp holders.
- Mechanical interlock:** tick the boxes where the mechanical interlock (MI) between pushbuttons is required. Eg. 
- Cable sleeve and hook:** tick the appropriate boxes to indicate where the cable sleeve and the hook must be assembled (top or bottom). Eg. Cable sleeve Hook

Control elements

1

- | | | |
|----------------------------|------------|------------------------------------|
| <input type="checkbox"/> 1 | PRSL3500PI | Emergency stop mushroom pushbutton |
| <input type="checkbox"/> 2 | PRSL3531PI | Impulse mushroom pushbutton |
| <input type="checkbox"/> 3 | PRSL3539PI | 2 position key selector switch |
| <input type="checkbox"/> 4 | PRSL3540PI | 2 position selector switch |
| <input type="checkbox"/> 5 | PRSL3543PI | 3 position selector switch |
| <input type="checkbox"/> 6 | PRSL3534PI | Red pilot light |
| <input type="checkbox"/> 7 | PRSL3535PI | Green pilot light |
| <input type="checkbox"/> 8 | PRSL3542PI | Yellow pilot light |
| <input type="checkbox"/> 9 | PRSL5557PI | Blanking plug |

Switches

3

- | | | |
|-----------------------------|------------|---------------------------|
| <input type="checkbox"/> 20 | PRSL0071XX | 2NC+2NO / Lamp holder |
| <input type="checkbox"/> 21 | PRSL0072XX | Lamp holder / Lamp holder |
| <input type="checkbox"/> 22 | PRSL0073XX | 1NC+1NO / Lamp holder |
| <input type="checkbox"/> 23 | PRSL0074XX | 1NC+1NO / 1NC+1NO |
| <input type="checkbox"/> 24 | PRSL0075XX | 1NC+1NO+1NO / 1NC+1NO+1NO |
| <input type="checkbox"/> 25 | PRSL0076XX | 1NC+1NO / 2NC+2NO |
| <input type="checkbox"/> 26 | PRSL0077XX | 2NC+2NO / 2NC+2NO |
| <input type="checkbox"/> 27 | PRSL0087XX | 1NC+1NO+1NO / 1NC+1NO |
| <input type="checkbox"/> 29 | PRSL0089XX | 1NC+1NO+1NO / Lamp holder |
| <input type="checkbox"/> 29 | PRSL0090XX | 2NC+2NO / 1NC+1NO+1NO |

LED

4

- LED 24 V ac/dc

	Hook <input type="checkbox"/>				
	Cable sleeve <input type="checkbox"/>				
Control elements		Switches		Control elements	
<input type="checkbox"/> <input type="checkbox"/>	<input type="checkbox"/>	<input type="checkbox"/> MI	<input type="checkbox"/>	<input type="checkbox"/> <input type="checkbox"/>	
PRTA_____				PRTA_____	
<input type="checkbox"/> <input type="checkbox"/>	<input type="checkbox"/>	<input type="checkbox"/> MI	<input type="checkbox"/>	<input type="checkbox"/> <input type="checkbox"/>	
PRTA_____				PRTA_____	
<input type="checkbox"/> <input type="checkbox"/>	<input type="checkbox"/>	<input type="checkbox"/> MI	<input type="checkbox"/>	<input type="checkbox"/> <input type="checkbox"/>	
PRTA_____				PRTA_____	
<input type="checkbox"/> <input type="checkbox"/>	<input type="checkbox"/>	<input type="checkbox"/> MI	<input type="checkbox"/>	<input type="checkbox"/> <input type="checkbox"/>	
PRTA_____				PRTA_____	
<input type="checkbox"/> <input type="checkbox"/>	<input type="checkbox"/>	<input type="checkbox"/> MI	<input type="checkbox"/>	<input type="checkbox"/> <input type="checkbox"/>	
PRTA_____				PRTA_____	
<input type="checkbox"/> <input type="checkbox"/>	<input type="checkbox"/>	<input type="checkbox"/> MI	<input type="checkbox"/>	<input type="checkbox"/> <input type="checkbox"/>	
PRTA_____				PRTA_____	
<input type="checkbox"/> <input type="checkbox"/>	<input type="checkbox"/>	<input type="checkbox"/> MI	<input type="checkbox"/>	<input type="checkbox"/> <input type="checkbox"/>	
PRTA_____				PRTA_____	
<input type="checkbox"/> <input type="checkbox"/>	<input type="checkbox"/>	<input type="checkbox"/> MI	<input type="checkbox"/>	<input type="checkbox"/> <input type="checkbox"/>	
PRTA_____				PRTA_____	
	Hook <input type="checkbox"/>				
	Cable sleeve <input type="checkbox"/>				

