



Classic Air Winch Series


360 - 680 kg (800 - 1,500 lb)



Classic Air Winch Series

360 kg (800 lb)

Ingersoll Rand Classic BU7A Air winches are known throughout the world for rugged dependability. Built with high quality components and all steel construction, these tried-and-true utility winches have been setting the standard for durability, reliability and safety for over 50 years. All models meet or exceed North American ASME B30.7 winch standards. When your job requires a winch you can depend on, count on the Ingersoll Rand Classic Air winch.



Ideal for:



Construction



Offshore



Marine

Lifting Ratings at 5:1 design factor and performance at 6.3 bar (90) psi at air inlet when winch is operating


Model	Line Pull Capacity			Lifting Speed at Top Layer	Air Consumption with Rated Load	Air Volume Needed to Move Rated Load at Top Layer	Drum Capacity ⁽¹⁾		Net Weight
	First Layer kg (lb)	Mid Drum kg (lb)	Top Layer kg (lb)	m/min (fpm)	m ³ /min (ft ³ /min)	3 m (10 ft)	Rope Length m (ft)	Rope Diameter mm (in)	kg (lb)
BU7A	540 (1,200)	454 (1,000)	360 (800)	17 (55)	1.4 (50)	0.25 (9.1)	69 (228)	6.5 (1/4)	41 (90)
BU7ATAB	540 (1,200)	454 (1,000)	360 (800)	14 (46)	1.4 (50)	0.3 (10.9)	69 (228)	6.5 (1/4)	54 (118)

⁽¹⁾ Drum Capacity is based on tightly wound wire rope and 1/2" freeboard from the top of the flange to the top layer. Recommended drum working capacity is 80% of values shown.

Classic Air Winch Series

680 kg (1,500 lb)

The Ingersoll Rand Classic EU winch has been serving the construction and maintenance industries for more than fifty years. Made from rugged cast steel, the Classic EU Winch is an industry standard built to last. With its powerful radial piston air motor, these proven winches offer exceptional quality and value. When you need a reliable winch for tough environments, the Classic winch can't be beat.



Ideal for:



Construction



Offshore



Marine

Lifting Ratings at 5:1 design factor and performance at 6.3 bar (90) psi at air inlet when winch is operating

Model	Line Pull Capacity			Lifting Speed at Top Layer	Air Consumption with Rated Load	Air Volume Needed To Move Rated Load at Top Layer	Drum Capacity ⁽¹⁾		Net Weight
	First Layer	Mid Drum	Top Layer				Rope Length	Rope Diameter	
	kg (lb)	kg (lb)	kg (lb)	m/min (fpm)	m ³ /min (ft ³ /min)	3 m (10 ft)	m (ft)	mm (in)	kg (lb)
EU	1,130 (2,500)	909 (2,000)	680 (1,500)	27 (88)	2.8 (100)	0.31 (11.4)	103 (339)	8 (5/16)	164 (360)
EUAB/PT	1,130 (2,500)	909 (2,000)	680 (1,500)	27 (88)	2.8 (100)	0.31 (11.4)	103 (339)	8 (5/16)	170 (375)
EUL	1,130 (2,500)	909 (2,000)	680 (1,500)	27 (88)	2.8 (100)	0.31 (11.4)	288 (946)	8 (5/16)	222 (490)


⁽¹⁾ Drum Capacity is based on tightly wound wire rope and 1/2" freeboard from the top of the flange to the top layer. Recommended drum working capacity is 80% of values shown.

A Tradition of Proven Reliability, Efficiency and Productivity



No matter where you are located, Ingersoll Rand is committed to serving and providing you with the necessary information with regard to our products and services. Our world-wide network of distributors, certified technicians and engineers are a telephone call away — ready to support you with innovative and cost-effective solutions that will keep your business running at peak performance.

Special Orders



A significant portion of our business is providing customized solutions for specific applications. We recognize that not all jobs are created equal and that the most cost-effective solutions may not be in an off-the-shelf item. We've designed and manufactured winches and hoists for applications as simple as moving bags of lettuce, to as intricate as installing critical payloads on space vehicles, including high capacity loads 100 tons and above.

- Design for custom capacities
- Custom control systems
- Custom product modifications
- Witness testing and complete certification to most global standards
- Full data package with CAD drawings
- Dedicated project management for your project from conception to delivery
- Onsite services available including presale and evaluation



For More Information www.ingersollrandproducts.com/lifting lifting@irco.com

Ingersoll Rand, IR, the IR logo and Impactool are trademarks of Ingersoll Rand, its subsidiaries and/or affiliates. All other trademarks are the property of their respective owners. Nothing contained on these pages is intended to extend any warranty or representation, expressed or implied, regarding the product described herein. Any such warranties or other terms and conditions of sale of products shall be in accordance with Ingersoll Rand's standard terms and conditions of sale for such products, which are available upon request. Product improvement is a continuing goal at Ingersoll Rand. Designs and specifications are subject to change without notice or obligation. Unless otherwise noted this equipment is not designed for transporting people or lifting loads over people. It is the user's responsibility to determine the suitability of this product for any particular use and to check compliance with applicable regulations. Before installation, see maintenance and operations manual for additional warnings and precautions.