

VLBS / VLBS-U



VIP-weldable load ring /
VIP-load ring weldable-captive.

PRODUCT FEATURES

- Large WLL range 1.5 t–16 t.
- Functionally optimised shape of the suspension ring for better support at side loading and protection of the clamping spring.
- Suspension ring can be pivoted through 180°.
- WLL possible up to 90° in load ring plane.
- The clamping spring achieves noise reduction and keeps the suspension ring in the desired position.
- Distance knobs on the weld-on block for the necessary distance for root welding.
- Bracket and weld-on block for VLBS-U is captive due to the retaining spring.



✓ Tested and certified by DGUV.

Test criteria: GS-OA-15-04: 2015-12
Certificate no.: OA 1951043

VLBS / VLBS-U

Technical data.

VLBS – VIP-LOAD RING FOR WELDING (WITHOUT CLAMPING SPRING).

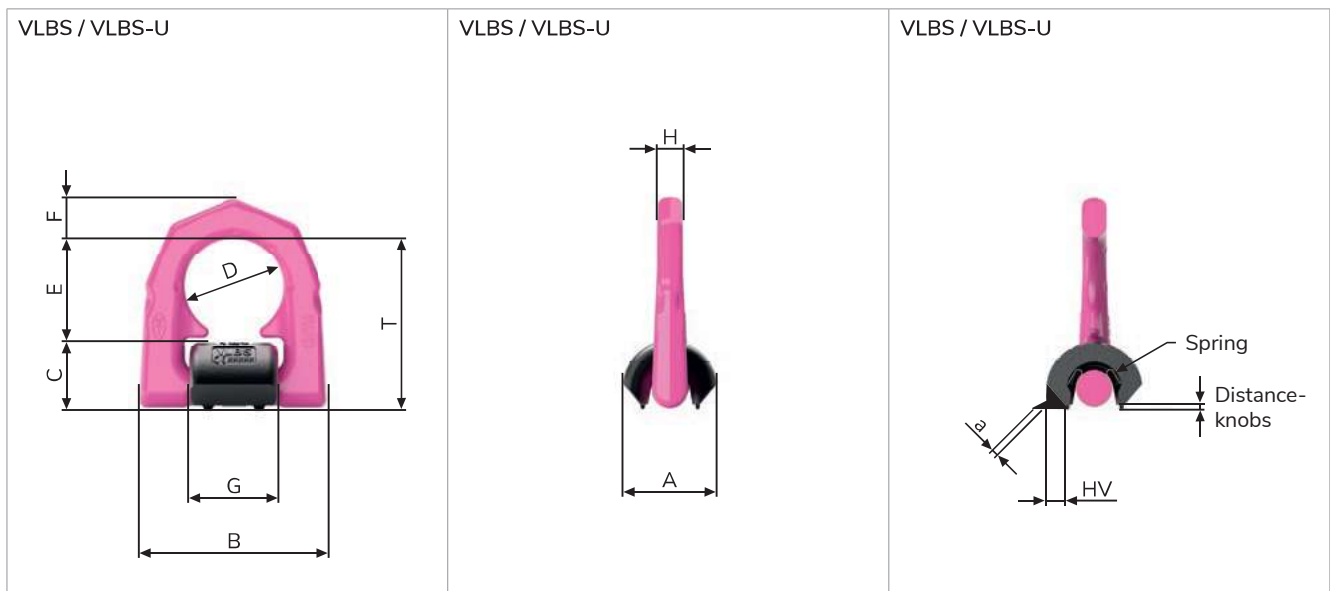
Type	WLL [t]	Weight (kg/unit)	T [mm]	A [mm]	B [mm]	C [mm]	D [mm]	E [mm]	F [mm]	G [mm]	H [mm]	Welding seam	Ref. No.
VLBS 1.5t	1.5	0.35	65	33	66	25	38	40	14	33	14	HV5 + a3	7993115
VLBS 2.5t	2.5	0.53	75	36	77	27	45	47	16	40	14	HV7 + a3	7995346
VLBS 4t	4	0.76	83	42	87	31	51	52	18	46	16	HV8 + a3	7993116
VLBS 6.7t	6.7	1.9	117	61	115	44	67	73	24	60	22	HV12 + a4	7993117
VLBS 10t	10	2.76	126	75	129	55	67	71	26.5	60	26	HV16 + a4	7993118
VLBS 16t	16	7.1	176	96	192	70	100	106	40	90	26.5	HV25 + a6	7993041

Subject to technical changes!

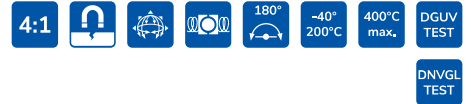
VLBS-U – VIP-CAPTIVE WELD-ON LOAD RING (WITH CLAMPING SPRING).

Type	WLL [t]	Weight (kg/unit)	T [mm]	A [mm]	B [mm]	C [mm]	D [mm]	E [mm]	F [mm]	G [mm]	H [mm]	Welding seam	Ref. No.
VLBS-U 1.5t	1.5	0.35	65	33	66	25	38	40	14	33	14	HV5 + a3	7993035
VLBS-U 2.5t	2.5	0.53	75	36	77	27	45	47	16	40	14	HV7 + a3	7994830
VLBS-U 4t	4	0.76	83	42	87	31	51	52	18	46	16	HV8 + a3	7993036
VLBS-U 6.7t	6.8	1.9	117	61	115	44	67	73	24	60	22	HV12 + a4	7993037
VLBS-U 10t	10	2.76	126	75	129	55	67	71	26.5	60	26	HV16 + a4	7993040
VLBS-U 16t	16	7.1	176	96	192	70	100	106	40	90	26.5	HV25 + a6	7906640

Subject to technical changes!



VLBS-U-LT / VLBS-P



VIP-weldable load ring /
VIP-load ring weldable-captive.

PRODUCT FEATURES

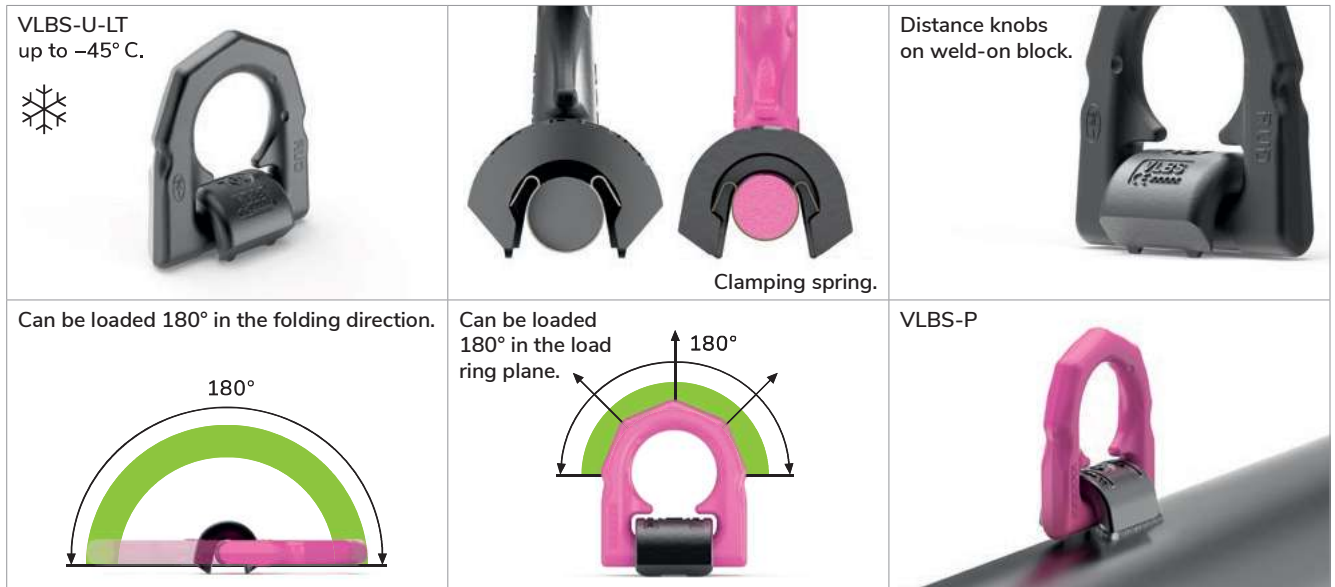
- Suspension ring can be pivoted through 180°.
- VLBS-U-LT: Proof of deep temperature ability down to -45° C via notch bar impact test.
- Suspension ring adjustable in the required position (VLBS-U-LT).
- Suspension ring and weld-on block for VLBS-U-LT is captive due to the retaining spring.
- VLBS-P for welding on pipes with a pipe diameter of 80 mm to 220 mm.



VLBS-U-LT



VLBS-P



VLBS-U-LT / VLBS-P

Technical data.

VLBS-U-LT – VIP-WELDABLE LOAD RING FOR LOW TEMPERATURES.

Type	WLL [t]	Weight (kg/unit)	T [mm]	A [mm]	B [mm]	C [mm]	D [mm]	E [mm]	F [mm]	G [mm]	H [mm]	Welding seam	Ref. No.
VLBS-U-LT 2.5t	2.5	0.53	75	36	77	27	45	47	16	40	14	HV7 + a3	7903522
VLBS-U-LT 4t	4	0.76	83	42	87	31	51	52	18	46	16	HV8 + a3	7903400
VLBS-U-LT 6.7t	6.7	1.9	117	61	115	44	67	73	24	60	22	HV12 + a4	7903684
VLBS-U-LT 10t	10	2.76	126	75	129	55	67	71	26.5	60	26	HV16 + a4	7903135

Subject to technical changes!

VLBS-P – VIP-LOAD RING WELDABLE PIPES (FOR PIPES \varnothing 82– \varnothing 220 mm).

Type	WLL [t]	Weight (kg/unit)	T [mm]	A [mm]	B [mm]	C [mm]	D [mm]	E [mm]	F [mm]	G [mm]	H [mm]	Welding seam	Ref. No.
VLBS-P 4t	4	0.8	87	45	87	35	51	52	18	46	16.5	HV13 concave	7995472

Subject to technical changes!

