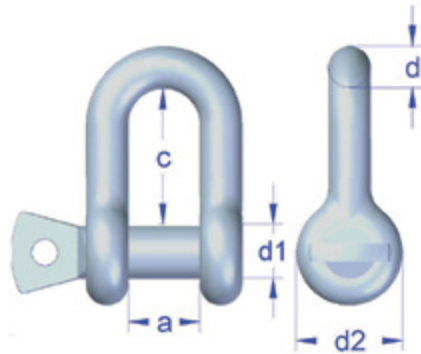


Stainless Steel Shackle No 730 Dee shackle with screw pin

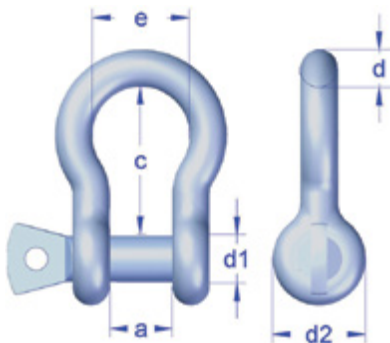
Material: AISI 316
Finish: Highly polished
Design Factor: 6:1
Documentation: Test certificate supplied upon request.



Stock No.	WLL (t) 6:1	Pin d1 (mm)	Nominal Size d (mm)	Inner Width a (mm)	Inner Length c (mm)	Eye Outer d2 (mm)	Weight (kg)
A073008S	0.4	M8	8	16	30	16	0.06
A073010S	0.6	M10	10	20	40	20	0.1
A073012S	0.9	M12	12	26	50	24	0.2
A073016S	1.5	M16	13	24	52	34	0.3
A073020S	2.5	M20	16	28	65	40	0.6
A073022S	3.0	M22	19	30	72	48	0.9

Stainless Steel Shackle No 750 Bow shackle with screw pin

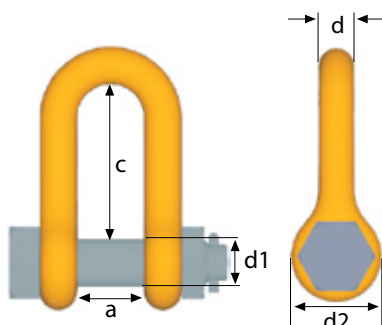
Material: AISI 316
Finish: Highly polished
Design Factor: 6:1
Documentation: Test certificate supplied upon request.



Stock No.	WLL (t) 6:1	Pin d1 (mm)	Nominal Size d (mm)	Inner Width a (mm)	Inner Length c (mm)	Bow Width e (mm)	Eye Outer d2 (mm)	Weight (kg)
A075008S	0.4	M8	8	16	30	23	16	0.07
A075010S	0.6	M10	10	20	40	27	20	0.11
A075012S	0.9	M12	12	25	47	37	26	0.25
A075016S	1.5	M16	13	25	47	34	33	0.33
A075020S	2.5	M20	16	28	60	42	40	0.96
A075022S	3.0	M22	19	31	71	51	48	1.0

Shackle SA Grade 8

Material: Alloy steel
Finish: Painted yellow
Design Factor: 4:1



Stock No.	Code	WLL (t) 4:1	For Chain Size (mm)	Pin d1 (mm)	Nominal Size d (mm)	Inner Width a (mm)	Inner Length c (mm)	Eye Outer d2 (mm)	Weight (kg)
Z100706	SA-7/8-8	2.0	7, 8	M10	8	15	30	20	0.1
Z298728	SA-10-8	3.2	10	M16	13	24	52	34	0.4
Z292528	SA-13-8	5.4	13	M20	16	28	65	40	0.7
Z293024	SA-16-8	8.2	16	M22	18	30	72	46	1
Z299622	SA-19-8	11.5	19	M27	22	36	86	52	1.7
Z294122	SA-22-8	15.5	22	M30	25	40	94	60	2.5
Z304328	SA-26-8	21.7	26	M38	32	48	116	76	5.2

Split pin included