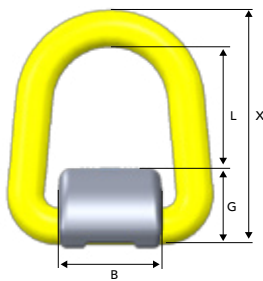


Master link D



Stock No.	Code	WLL (t)	Dimensions (mm)				Weight (kg)
			E	D	L	R	
Z7008771	D-14-10	2.5	55	14	65	24	0.4
Z7008781	D-17-10	4.0	64	17	62	29	0.5
Z7008801	D-22-10	7.0	76	22	90	33	1.0
Z7008791	D-27-10	10.0	85	27	98	38	1.9
Z7008792	D-32-10	16.0	114	32	139	50	3.5

4:1 Design Factor
The load bearing width must be at least 0.5 x E.

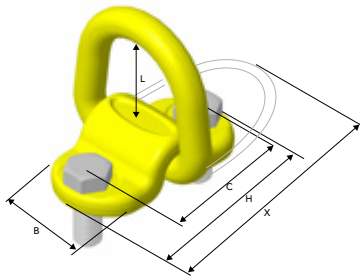


Weldable Lifting Point WLP



Stock No.	Code	WLL (t)	Dimensions (mm)				Weight (kg)
			B	G	L	X	
7248322	WLP-2.5T	2.5	50	27	53	95	0.5
7248331	WLP-4T	4.0	58	34	48	97	0.8
7248340	WLP-7T	7.0	64	41	73	135	1.8
7248349	WLP-10T	10.0	65	52	73	152	3.4
7248358	WLP-16T	16.0	90	66	105	203	6.7

4:1 Design Factor
Supplied with spring for stay up function.
Master Link measurements, see Master Link D above.



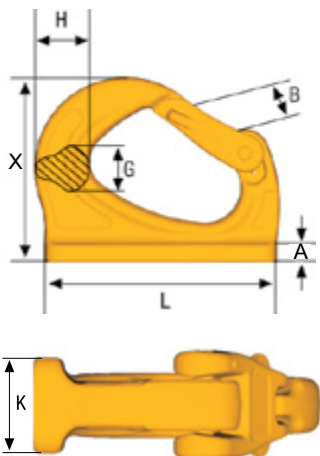
Screw-on Lifting Point SLP



Stock No.	Code	WLL (t)	Dimensions (mm)						Bolt Protrusion	Weight (kg)
			B	C	H	L	M	X		
Z7009881	SLP-1T	1.0	50	72	98	54	M14	139	25	0.8
Z7009871	SLP-3T	3.0	58	84	114	49	M16	144	28	1.3
Z7009861	SLP-5T	5.0	64	116	160	71	M20	203	34	2.6

4:1 Design Factor
Supplied with bolt and spring for stay up function.
Bolt according to: ISO 898-1 Class 10.9.
Master Link measurements, see Master Link D above.

11



Universal Weld-On Hook - UKN

Stock No.	Code	WLL (t)	Dimension (mm)							Weight (kg)
			B	G	H	K	L	A	X	
Z1002560	UKN-0.75*	0.75	20	13	20	19	81.5	5	56	0.2
Z6511810	UKN-1*	1.0	27	17	25	25	95	6	72	0.6
Z7009060	UKN-2*	2.0	33	20	30	30	114	8	86	0.9
Z6455730	UKN-3	3.0	30	23	32	35	132	10	105	1.3
Z6521160	UKN-4	4.0	30	29	38	42	140	11	114	2.0
Z6455800	UKN-5	5.0	34	30	47	45	165	12	131	3.2
Z6515390	UKN-8	8.0	34	40	51	50	172	13	133	3.6
Z6456030	UKN-10	10.0	47	43	58	55	220	14	170	8.2
Z1007850	UKN-15	15.0	55	50	67	60	240	15	188	9.8
Z1007851	UKN-20	20.0	65	60	85	60	275	15	207	12.4

* Welding plate slightly curved ** Safety factor 5:1 Fulfills requirements in: EN 474-1.